


BARRELS USER ADVICE



1. Fill the barrel with approx. 5 Gal. of hot (around 104F) filtered, chlorine-free water.
2. Roll the barrel. Turn the barrel to wash both heads. The water must touch all internal surfaces.
3. Leave on each head for one hour.
4. Remove bung and drain.




If a leak appears, fill the barrel full of water and leave until the leak is plugged.

Caution: Do not leave the barrel full of water for longer than 24h.

Empty the barrel and rinse with fresh water before leaving to drain.

PROLONGED STORAGE

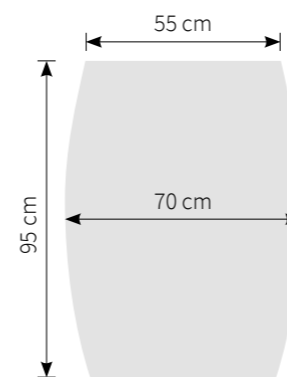


1. Leave the barrels with their protective plastic covering.
2. Store barrels in an environment conforming to the following specifications:
 - Humidity, around 75 - 85%
 - No air currents
 - Low light
 - Cover exposed parts to protect against UV.

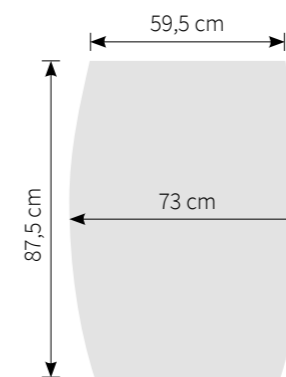


As a general rule, to maintain barrel quality, we recommend storing empty barrels in a **cool, humid environment**, away from sunlight and contact with air.

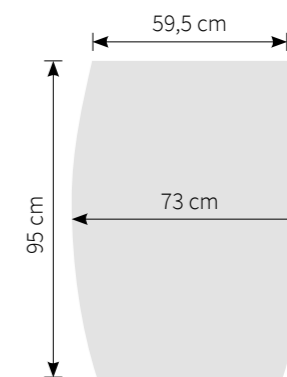
BARRELS DIMENSIONS



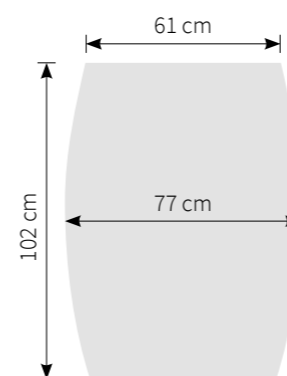
225 L



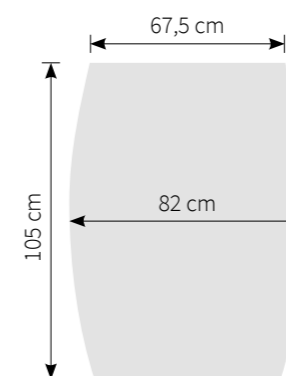
228 L



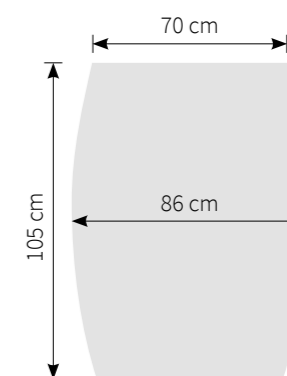
265 L



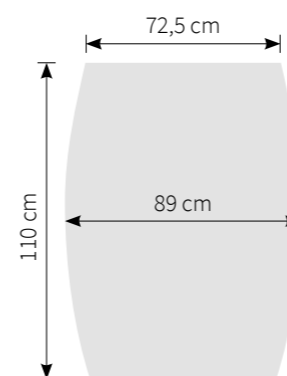
300 L



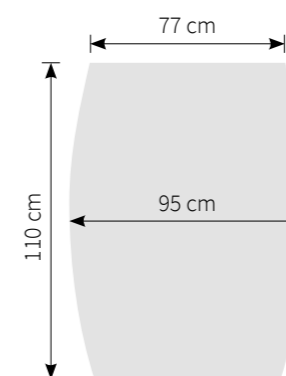
350 L



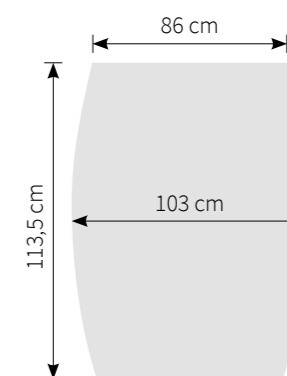
400 L



450 L



500 L



600 L (40 mm thick)